


Topakustik Classic


19/2 M

TOP(A)K(U)S(T)I(K) 

Acoustic panel solutions

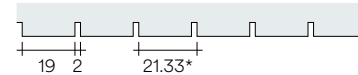
formerly: TOPAKUSTIK 19/2 M









These grooves are the ideal solution for standard absorption requirements. As with all centre-to-centre distances, the wide grooving also comes with 2 mm, 3 mm and 4 mm grooves.



Planks

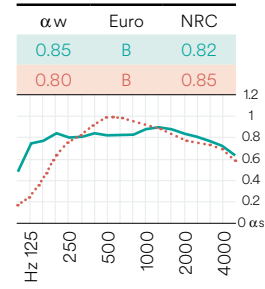
Thanks to the precise tongue and groove connection, planks result in an attractive surface with a joint-free appearance, because the connecting joint matches the dimension of the grooves. The planks permit simple and flexible assembly. They can be installed by stapling to a timber batten or clamping to a H/T-bar with turning-clips.



Normally flammable D-s2,d0 / CH RF 3			Flame retardant B-s1,d0 / CH RF 2			RESAP® core panel, non-combustible	
							
Painted 16 mm	Real wood veneer 17 mm	Melamine 16 mm	Painted 16 mm	Real wood veneer 17 mm	Melamine 16 mm	Painted 16 mm	Real wood veneer 17 mm
Standard			Standard			Standard	
2780 × 128	2780 × 128	2780 × 128	2780 × 128	2780 × 128	2780 × 128	2540 × 128	2540 × 128
3640 × 128			3640 × 128			3080 × 128	3080 × 128
4080 × 128	4080 × 128		4080 × 128	4080 × 128			









Custom lengths are also available

19/2 M-6%





Panels


Panels are used for removable or fixed ceilings and walls with visible joints. Panels can be provided with a number of different edges and are also suited for cabinet fronts and room dividers.

Normally flammable D-s2,d0 / CH RF 3			Flame retardant B-s1,d0 / CH RF 2			RESAP® core panel, non-combustible	
							
Painted 16 mm	Real wood veneer 17 mm	Melamine 16 mm	Painted 16 mm	Real wood veneer 17 mm	Melamine 16 mm	Painted 16 mm	Real wood veneer 17 mm
maximal							
4080 × 1216	3640 × 1216	4080 × 1216	4080 × 1216	3640 × 1216	4080 × 1216	3080 × 1216	3080 × 1216
ideal = means optimal use of MDF core – custom lengths are also available							
2040 × 992/ 640	2040 × 992/ 640	2040 × 992/ 640	2040 × 992/ 640	2040 × 992/ 640	2040 × 992/ 640	1540 × 608	1540 × 608
2780 × 992/ 640	2780 × 992/ 640	2780 × 992/ 640	2780 × 992/ 640	2780 × 992/ 640	2780 × 992/ 640	2540 × 608	2540 × 608
3640 × 640	3640 × 640			3640 × 640		3080 × 608	3080 × 608

Sound absorption data acc. to ISO 354

Suspension height:
 approx. 216 mm
 approx. 56 mm

with acoustic fleece and Mineral wool 30 mm (60 kg/m³)



* During planning, the axial dimension of 21.33 mm must be taken into account.